



InsulBase[®] Straight & Bevel Cut Polyiso



InsulBase Straight Cut



InsulBase Bevel Cut

Overview

InsulBase Straight and Bevel Cut are rigid insulation panels composed of closed cell polyisocyanurate foam core with either Glass-Reinforced Felt (GRF) or Coated Glass Facers (CGF) on both sides. The Bevel Cut product can be produced with up to a 40 degree bevel cut at 8" or wider widths.

Features and Benefits

- » InsulBase Straight & Bevel Cut polyiso insulation provides the highest R-value per inch of commercially available insulation products
- » Environmentally friendly construction with 0% ozone depleting components and CFC free
- » Approved for direct application to steel decks

Application

- » Both may be used to go over standing seam metal retrofit systems that are to be re-covered with a new roof system
- » Both are cut to fit the width of the bottom of the flute in a metal retrofit system
- » Both may also be used as custom flute filler in a steel deck or acoustical deck applications

Panel Characteristics

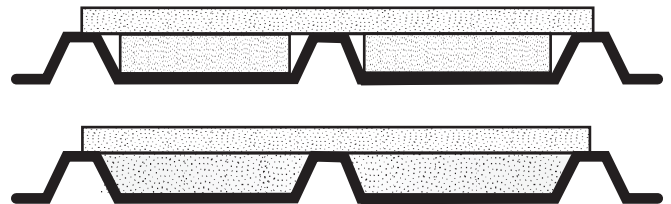
- » Both available in thicknesses of 1" - 4.5" and custom widths
- » Both available in Grade 2 (20 psi) or Grade 3 (25psi)

Precautions

Insulation must be protected from open flame and kept dry at all times. Install only as much insulation as can be covered the same day by completed roof-covering material. Protect installed product from excessive foot traffic. Carlisle will not be responsible for specific building and roof design by others, for deficiencies in construction or workmanship, for dangerous conditions on the jobsite or for improper storage and handling. Technical specifications shown in this literature are intended to be used as general guidelines only and are subject to change without notice. Call Carlisle for more specific details, or refer to PIMA Technical Bulletin No. 109: Storage & Handling Recommendations for Polyiso Roof Insulation.

Installations

To achieve a FM Class I Assembly in a roofing application, the top layer of polyiso must be a minimum of 1.5 InsulBase over the InsulBase Straight Cut or Bevel Cut.



Typical Properties and Characteristics

Sizes	Test Method	Value
Compressive Strength	ASTM D 1621	20 psi* minimum (138kPa, Grade 2)
Dimensional Stability	ASTM D 2126	2% linear change (7 days)
Moisture Vapor Transmission	ASTM E 96	< 1 perm (57.5ng/(Pa•s•m2))
Water Absorption	ASTM C 209	< 1% volume
Service Temperature		-100° F to 250° F (-73° C to 122° C)

Typical properties and characteristics are based on samples tested and are not guaranteed for all samples of this product. This data and information is intended as a guide and does not reflect the specification range for any particular property of this product.

* Polyiso Foam Core only