

# Plaza Paver System



## Overview

Carlisle has partnered with Hanover® Architectural Products, the premier manufacturer of concrete pavers, to offer the Carlisle Plaza Paver System. This partnership allows building owners, architects, specifiers and contractors to obtain all of the necessary products to create a Plaza Paver system from a single source. In addition to offering the pavers and related accessories, Carlisle also offers material, overburden removal and wind speed warranties.

Resilient in even the harshest conditions, Hanover Pavers offer an aesthetically pleasing feature, protect the underlying membrane, and provide usable space that can be tailored to meet any need.

## Features and Benefits


- » Plaza Pavers are manufactured to provide the highest level of performance, with a minimum 8,500 psi compressive strength
- » Plaza Pavers are available in various sizes and weights; the most common size is 23½" x 23½" x 2", weighing 25 lbs. per square foot
- » Plaza Pavers are available in 8 standard colors, with thousands of special-order colors available
- » Plaza Pavers can contribute to LEED® credit requirements
- » Plaza Pavers feature a flexural strength of 1,100 psi
- » When used to completely cover a single-ply roof system, Factory Mutual (FM) Very Severe Hail (VSH) rating can be achieved

## Hanover Pavers

Hanover pavers are manufactured to provide the highest level of performance, featuring a minimum compressive strength of 8,500 psi and an absorption rate of less than 5%. Hanover pavers are available in various finishes – Tudor finish, designed for aesthetic installations, is the “standard” – and several styles that meet the aesthetic and functional needs of any building.

Plaza pavers are available in 8 standard colors – Quarry Red, Charcoal, Natural, Red, Tan, Brown, Cream and Limestone Gray. Aggregate blending is an option, and pavers are also available in thousands of custom colors.

### Plaza Pavers - Standard Colors



## Hanover Prest Paver

The standard size of Hanover's Prest Paver is 23½" x 23½" x 2", weighing 25 lbs per square foot; however, custom sizes are available. Prest pavers are the most commonly used pavers and are available in thousands of colors, including the highly reflective Glacier White.

*Custom sizes and colors are available; however, minimum order quantities may apply. Contact Carlisle with questions about custom paver sizes and colors.*

# Plaza Paver System

## Hanover Guardian Paver



The Hanover Guardian Paver provides increased wind performance using a unique three-piece pedestal system and shaped paver. The three-piece pedestal system incorporates a top and bottom plate with a bolt, connecting the entire paver system together for superior wind performance. These pavers are 23½" x 23½" with thicknesses of 2" or 3". The 2" paver weighs 25 lbs per square foot and the 3" paver weighs 38 lbs per square foot for additional wind resistance.



Guardian 3-piece Locking System

## Hanover Pedestal Paver

Hanover Pedestal pavers are 23½" x 23½" x 2 ¼", weigh 22 lbs per square foot and feature a Tudor finish. The Hanover Pedestal Paver incorporates footing in the center and at each corner to provide ½" of clearance for exceptional stormwater drainage.



## Hanover RockCurb

Hanover RockCurb creates an aesthetically pleasing transition between the paver system and adjoining rooftop systems. Hanover RockCurb is 6" thick and 36" long, and is available in a 12" height with a battered profile, or in an 18" height with a battered or bull nose profile. Radius sections are also available.




# Plaza Paver System

## Hanover Pedestals


### Hanover EPDM Pedestal

The Hanover EPDM Pedestal is used to provide a raised  $\frac{3}{8}$ " fixed height for architectural and ballast applications. This pedestal incorporates  $\frac{1}{8}$ " vertical spacer tabs and horizontal leveling shims of  $\frac{1}{8}$ " or  $\frac{1}{16}$ " to make installation easy.




### Hanover High-Tab Pedestal

The Hanover High-Tab Pedestal provides a raised  $\frac{3}{8}$ " height for all paver applications. Multiple pedestals can be combined to provide additional height where necessary. This pedestal incorporates  $\frac{1}{8}$ " vertical spacer tabs and horizontal leveling shims of  $\frac{1}{8}$ " (white shim) or  $\frac{1}{16}$ " (black shim).



### Hanover Elevator Pedestal

Hanover Elevator Pedestals provide the ability to raise all paver systems to a desired height in order to create a roof system that appears monolithic. Elevator pedestal assemblies are available in 2", 3" and 4" models and can be combined for heights up to 16". With additional bracing, the Hanover Elevator Pedestal can provide up to 24" in height. Vertical spacer tabs on the top piece are  $\frac{1}{8}$ " wide.



Please note: It is critical that Hanover Elevator Top Units and Couplers have a minimum insertion of three threads of the unit to completely secure the pedestal and ensure stability.


Heights shown are pedestal heights only. For final paver installation height, add the thickness of the paver to the pedestal height.

\*The use of additional couplers will attain heights of up to 24". Heights of 16" to 24" require special bracing installation details.

# Plaza Paver System

## Hanover Compensator

The Hanover Compensator is a specially designed tapered circular base for use with High-Tab and Elevator Pedestals. One compensator will provide up to 1/8" of roof slope compensation, allowing for a level paver installation. Multiple compensators can be combined to allow for additional roof slope.



Hanover Compensator and Compensator with Elevator Pedestal

## Precautions

- » Pavers can be heavy. Be sure to use at least two people to move them.
- » Do not to stack pavers in an area that might exceed the structural capacity of the building.
- » Take care not to damage membrane or flashings during installation.