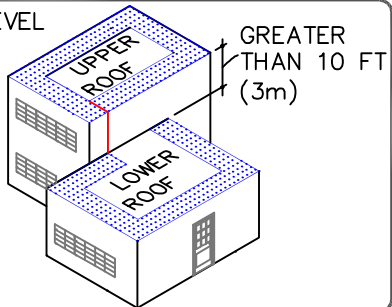


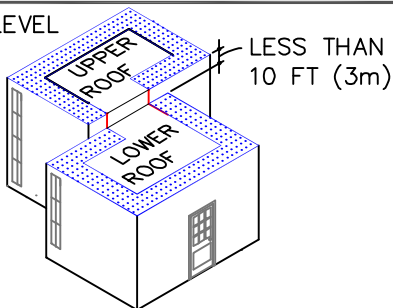
GUIDELINES FOR ROOF PERIMETER ZONES FOR MECHANICALLY ATTACHED ROOF SYSTEM

 PERIMETER ZONES

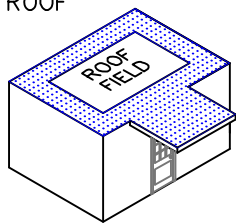
SAME LEVEL ROOF



SPLIT LEVEL ROOFS

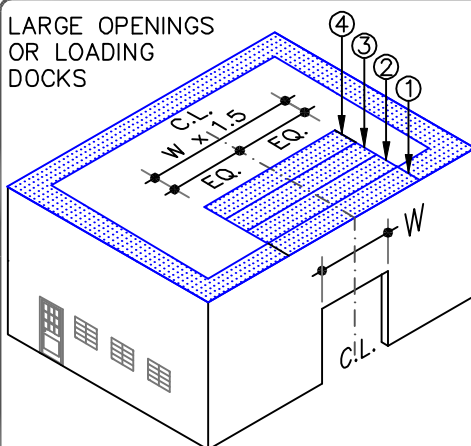


CANOPY ROOF

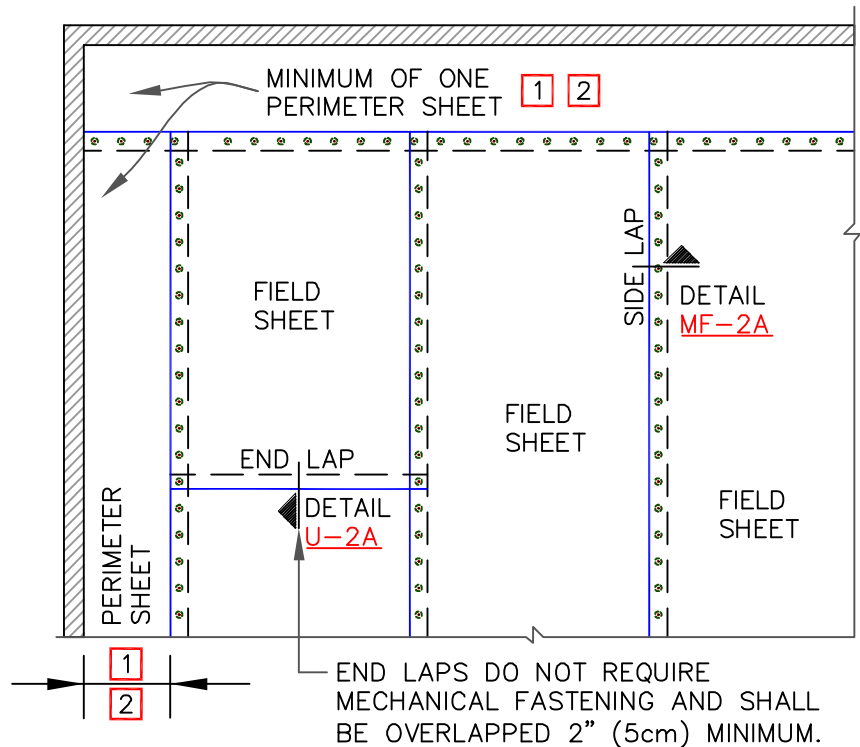


INSTALL PERIMETER SHEETS OVER THE ENTIRE OVERHANG (PROJECTION ROOF) AREA, EXTENDING ONTO THE MAIN ROOF DECK WHEN AT THE SAME LEVEL AS SHOWN.

LARGE OPENINGS OR LOADING DOCKS



4 PERIMETER SHEETS CENTERED OVER LARGE OPENINGS



NOTES:

1. PERIMETER SHEETS:

- 1.1. WHEN USING 10' (3m) OR 12' (3.7m) WIDE FIELD SHEETS, 6' (1.8m) WIDE PERIMETER SHEETS ARE UTILIZED.
- 1.2. WHEN USING 8' (2.4m) WIDE FIELD SHEETS, 4' (1.2m) WIDE PERIMETER SHEETS ARE UTILIZED.
2. REFER TO CARLISLE SPECIFICATIONS FOR REQUIRED NUMBER OF PERIMETER SHEETS, SHEET WIDTH AND MEMBRANE FASTENING SPACING.

MECHANICALLY FASTENED ASSEMBLY



MEMBRANE SECUREMENT

MAXIMUM WARRANTY: 30 YEARS



DETAIL NO.

MF-2