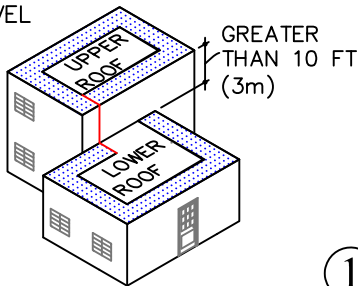


GUIDELINES FOR ROOF PERIMETER ZONES FOR MECHANICALLY ATTACHED ROOF SYSTEM

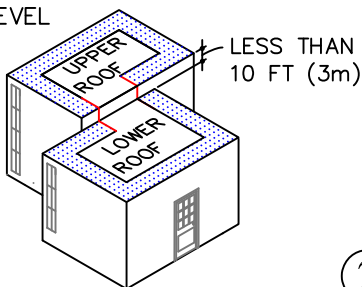
PERIMETER ZONES

SPLIT LEVEL ROOFS



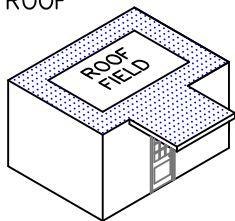
1

SPLIT LEVEL ROOFS



2

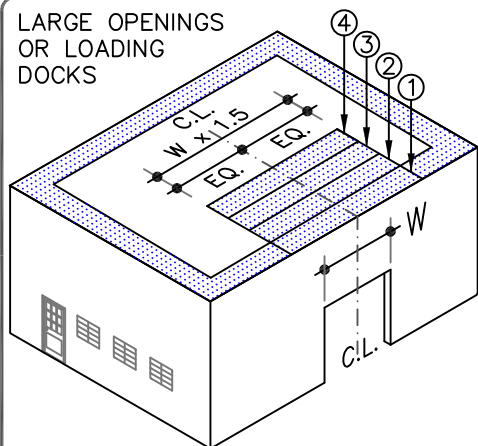
CANOPY ROOF



INSTALL PERIMETER SHEETS OVER THE ENTIRE OVERHANG AREA, EXTENDING ONTO THE MAIN ROOF DECK WHEN AT THE SAME LEVEL AS SHOWN.

3

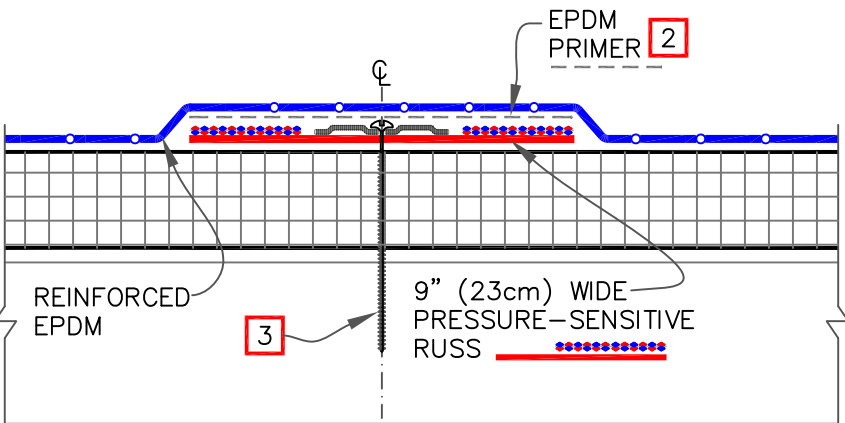
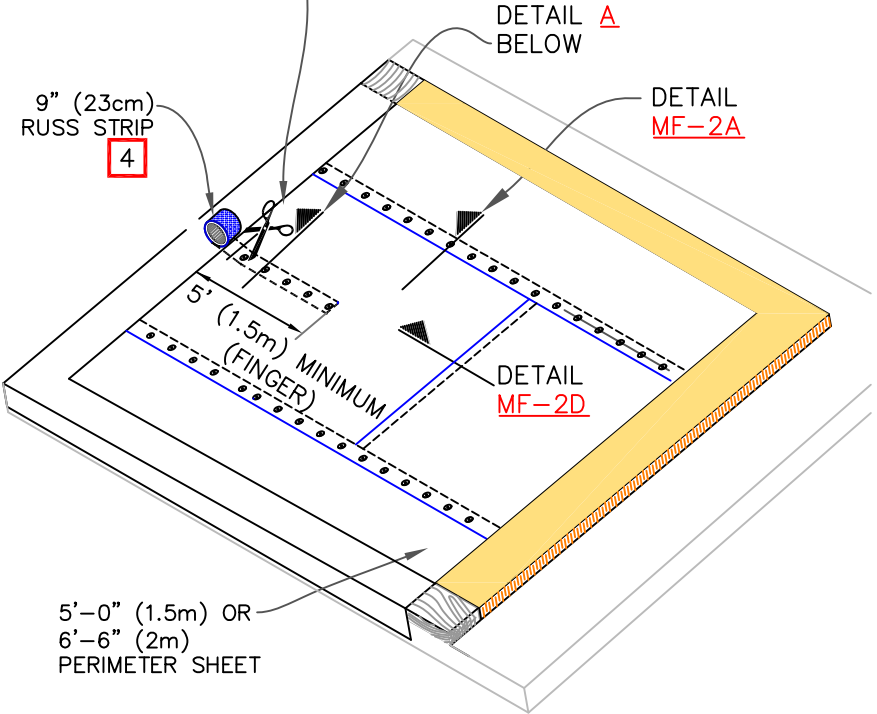
LARGE OPENINGS OR LOADING DOCKS



4 PERIMETER SHEETS CENTERED OVER LARGE OPENINGS

4

8' (2.5m) OR 10' (3m) WIDE FIELD SHEET



DETAIL A

NOTES:

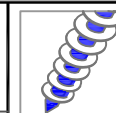
1. REFER TO CARLISLE SPECIFICATIONS FOR REQUIRED NUMBER OF PERIMETER SHEETS, SHEET WIDTH AND MEMBRANE FASTENING DENSITY.
2. EPDM PRIMER MUST BE APPLIED TO THE BACK SIDE OF MEMBRANE SURFACE PRIOR TO ADHERING MEMBRANE TO PRESSURE-SENSITIVE RUS.
3. HP FASTENERS AND POLYMER SEAM PLATES ARE REQUIRED OVER STEEL DECKS.
4. RUS "FINGER" MUST EXTEND THE WIDTH OF THE REQUIRED PERIMETER.

RUS (REINFORCED UNIVERSAL SECUREMENT STRIP)



MECHANICALLY FASTENED EPDM SECUREMENT - OPTION 3 (RUS)

MAXIMUM WARRANTY: 30 YEARS



DETAIL NO.

MF-2.3

MECHANICALLY FASTENED