

# VERSIWELD® TPO

## Special Color Painting Guide





Versico's VersiWeld TPO Pressure-Sensitive Coverstrip and injection-molded accessories (e.g. Pipe Seals, Corners, Pockets, etc.) are currently available in white, gray, and tan colors only. If a special color membrane is chosen from Versico's VersiWeld HS TPO Special Color Program, utilize the following instructions outlining best practices and procedures to match injection-molded accessories or Pressure-Sensitive Coverstrip to the special color TPO field membrane.





### TPO Painting Tips

Bring your special color TPO membrane sample to Sherwin Williams or similar paint store. After choosing a high-quality exterior latex paint, have the store associate include the necessary tint to match the special color membrane. A satin finish is recommended to best blend with the membrane.

If Sherwin Williams is providing the paint, the following tinting formulations will yield a coating that will be nearly identical to the membrane.

Color	Sherwin Williams Custom Match (Quart Can - Resilience)			
<b>Medium Bronze</b> 	Ultradeep Base			
	CCE* Colorant			
	W1 - White	9/32	1/64	0/128
	B1 - Black	15/32	1/64	0/128
	N1 - Raw Umber	53/32	1/64	1/128
<b>Rock Brown</b> 	Light Yellow Base			
	CCE* Colorant			
	B1 - Black	32/32	0/64	1/128
	R2 - Maroon	15/32	1/64	1/128
	Y3 - Deep Gold	31/32	1/64	1/128
<b>Slate Gray</b> 	Deep Base			
	CCE* Colorant			
	B1 - Black	22/32	0/64	0/128
	R2 - Maroon	1/32	1/64	1/128
	Y3 - Deep Gold	9/32	0/64	1/128
<b>Patina Green</b> 	Light Yellow Base			
	CCE* Colorant			
	L1 - Blue	30/32	0/64	0/128
	N1 - Raw Umber	22/32	0/64	0/128
	R2 - Maroon	10/32	1/64	0/128
	Y3 - Deep Gold	33/32	0/64	0/128
	W1 - White	10/32	0/64	0/128

This guide is intended for use when painting accessories and flashings to match Versico's TPO colors. It is not intended to be used as a guide to paint large areas of VersiWeld TPO, such as walls or rooftop logos and art.

Color	Sherwin Williams Custom Match (Quart Can - Resilience)			
<b>Terra Cotta</b> 	Ultradeep Base			
	CCE* Colorant			
	W1 - White	14/32	1/64	1/128
	B1 - Black	4/32	1/64	1/128
	R2 - Maroon	39/32	0/64	1/128
<b>Standard Gray</b> 	Deep Base			
	CCE* Colorant			
	W1 - White	48/32	0/64	0/128
	B1 - Black	8/32	0/64	0/128
	L1 - Blue	5/32	0/64	0/128
<b>Standard Tan</b> 	Extra White Base			
	CCE* Colorant			
	N1 - Raw Umber	5/32	0/64	0/128
	R4 - New Red	1/32	0/64	0/128
	Y3 - Deep Gold	6/32	0/64	0/128

Typical properties and characteristics are based on samples tested and are not guaranteed for all samples of this product. This data and information is intended as a guide and does not reflect the specification range for any particular property of this product.

\* Special Color membranes will 'fade' over time mainly due to the ultraviolet portion of sunlight. Since most roof surfaces are exposed to variable sunlight, some areas will be more susceptible to color changes caused by UV fading. Warranties for Special Color membranes do not cover fading of colors.



# VERSIWELD TPO

## Special Color Painting Guide

\*Be sure to follow paint manufacturer's application restrictions concerning environmental conditions including temperature and humidity.



Clean the surface to be painted using Versico's Weathered Membrane Cleaner and allow to dry thoroughly.



Coat the surface of the product with Versico's standard or Low-VOC TPO Primer.



Once primer is dry to the touch, apply the first coat of paint.



Re-coat based on manufacturer's recommendations regarding proper drying time.



Make finishing touches, and complete special color painting process.



A SINGLE SOURCE FOR SINGLE-PLY ROOFING

800.992.7663 • [www.versico.com](http://www.versico.com)