

Hanover® Porcelain Pavers



Overview

Combining aesthetic appeal with superior performance, Hanover Porcelain Pavers provide a resilient and refined surface to protect the roof membrane and add amenity space on rooftop decks. They are hard-wearing, anti-slip, weather-resistant, and capable of withstanding heavy loads without compromising aesthetics. Hanover's Porcelain Pavers are a sustainable choice, crafted from eco-friendly materials that maintain their beauty and functionality over time. They are designed to be installed in conjunction with Hanover's Elevator® or GridLoc® pedestal systems. When purchased through Carlisle, Hanover's Porcelain Pavers can be included as part of a single-source system, qualifying for material and overburden removal and replacement warranties.

Features and Benefits

- » Various sizes and colors available
- » Stocked for quick shipment
- » ¾" thick
- » Weight of 9 lbs./square foot
- » Tapered edge unless otherwise noted
- » Colors will not fade
- » Slip- and scratch-resistant texture
- » Not susceptible to freeze/thaw cracking
- » Will not stain
- » Resistant to chemicals, mold or moss growth, and salt
- » Several installation methods allow for design flexibility and seamless transitions

Color/Size Options


Sawn Oak – 12" x 36"
(with Rectified Edges)



Driftwood – 12" x 36"
(with Rectified Edges)




Walnut – 12" x 36"
(with Rectified Edges)



Barnwood Brown – 16" x 48"



PA BlueStone Full Color – 24" x 36"
(with Rectified Edges)



Barnwood Grey – 16" x 48"



Nantucket – 24" x 24"
(with Rectified Edges)




Washburn – 24" x 24"



Turkish White Marble – 48" x 48"
(with Rectified Edges)




Egyptian Limestone – 24" x 24"




Hanover Porcelain Pavers


Jerusalem Stone – 16" x 32"
(with Irregular Edges)



Egyptian Limestone – 24" x 24"



Spanish Terracotta – 16" x 16"
(with Rectified Edges)




Santa Fe – 24" x 48"



Travertine – 16" x 32"



Manhattan – 24" x 48"
(with Rectified Edges)



Typical Properties and Characteristics

Physical Property	Test Method	Value
Freeze/Thaw	ASTM C1026	Resistant
Water Absorption	ASTM C373	0.1%
Chemical/Stain Resistance	ASTM C1378/ ASTM C650	Class A
Flexural Strength	ASTM C648	≥ 3400 lbs.
Slip Resistance	AANSI 137.1 (DCOF)	≥ 0.60 lbs.

Typical properties and characteristics are based on samples tested and are not guaranteed for all samples of this product. This data and information is intended as a guide and does not reflect the specification range for any particular property of this product.

Reflectance, Emittance, and SRI Values

Physical Property	Reflectance Average	Emittance Average	SRI
Sawn Oak	0.434	0.87	49
Driftwood	0.458	0.88	52
Walnut	0.297	0.87	30
Barnwood Brown	0.344	0.9	38
Barnwood Grey	0.34	0.895	37
Washburn	0.445	0.88	50
PA BlueStone Full Color	0.313	0.91	34
Nantucket	0.406	0.86	44
Turkish White Marble	0.643	0.88	77
Egyptian Limestone	0.365	0.87	39
Spanish Terracotta	0.366	0.87	40
Travertine	0.524	0.905	62
Jerusalem Stone	0.524	0.9	62
Santa Fe	0.503	0.88	58
Manhattan	0.409	0.88	46

Precautions

- » Always provide uniform joint spacing between pavers using spacer or pedestal tabs.
- » Porcelain Pavers can be installed on Hanover's Elevator Pedestal System if the pedestal height is less than 6". The use of a low-profile spacer tab is required. If the pedestal height is greater than 6", Hanover's GridLoc System must be used.
- » Porcelain Pavers must be cut with a wet tile saw using a porcelain-specific blade.
- » Slight color variations may occur.
- » Take care not to damage membrane or flashings during installation.