

Rubber Pavers



Overview

Versico's Rubber Pavers are an interlocking, lightweight and slip resistant option for providing a durable wearing surface to any roof membrane system. Rubber Pavers are 24" x 24" x 2" thick, weigh 6 lbs/ft², and made almost entirely out of recycled rubber, making them environmentally friendly. Versico's Rubber Pavers help to extend the life of the roof membrane by protecting it against UV degradation, hail, accidental punctures, and foot traffic. When interlocked together, Versico's Rubber Pavers are a lightweight alternative to concrete plaza paver systems while also providing a resilient, cushioned and shock absorbent traffic surface.

Features and Benefits

- Compatible with all Versico membranes*
- Resilient, shock absorbing and weather resistant
- Built in "feet" provide multi-directional drainage for rainwater
- Can extend the life of the roofing system
- Little to no maintenance
- Lightweight
- Overburden and 10-year material warranties available

* TPO, PVC and KEE HP membranes require a slip sheet prior to rubber paver placement.

Installation

1. Note: Before installing Versico Rubber Pavers, ensure that the Versico roof system has been designed and installed according to Versico's requirements and that the roof system has been inspected and certified by a Versico Field Service Representative.
2. Versico Rubber Pavers are either placed directly over the roof membrane or protection fabric and interlocked together. Rubber Pavers can be installed directly over EPDM roof membranes. For TPO, PVC and KEE HP membranes, 300HV protection fabric must be installed over the roof membrane prior to paver installation.
3. Pavers should be installed tight to parapet walls and curbs and compressed tightly together. They must be cut around penetrations and drains. To cut, use a sharp utility knife or jigsaw using a blade with 10 teeth per inch minimum.
4. After all pavers are installed, an approved adhesive shall be applied in all paver to paver joints using a specialized application tip. Adhesive application helps to prevent possible joint separation that can occur overtime due to natural expansion and contraction. Adhesive and application tips are available for purchase from Versico.

CONTACT VERSICO OR REVIEW VERSICO'S PAVER SPECIFICATION AND DETAILS FOR MORE INSTALLATION INFORMATION.

Precautions

- Versico's Rubber Pavers are not recommended in areas that may be exposed to point loading of small, narrow points, with significant weight such as chairs with narrow legs.
- The Plus Series is not recommended for occupied buildings where foot traffic may be present as possible tracking of the rubber surface may occur over time.
- Plus Series pavers are prone to color fade due to UV exposure.
- Over time, natural expansion and contraction can cause the rubber pavers to separate at the seams. To avoid this, ensure Rubber Pavers are installed under compression and securely bonded together by using Rubber Paver adhesive applied to all paver joints using a Rubber Paver adhesive application tip.
 - For additional product information on the adhesive and application tip, refer to Versico's Rubber Paver Accessories Technical Data Bulletin.
 - For step-by-step installation guidance, follow Versico's Rubber Paver Installation Guide.
- Failure to install Versico Rubber Pavers under compression, accompanied by Versico supplied rubber paver adhesive in all paver joints, will void the material warranty.


Rubber Pavers

Plus Series

Made of recycled rubber, the Plus Series pavers are an economical solution intended for use in low traffic areas as well as walkways to rooftop mechanical units.



Black




Blue



Brown



Gray



Green




Terra Cotta


Rubber Pavers

Premium Series


Premium Series Rubber Pavers feature an SBR recycled top wearing surface known for its superior durability as well as wear and fade resistance. This makes the Premium Series pavers ideal for high traffic and plaza areas, and a great alternative to concrete paver systems. The Premium Series also features a broader range of color options that can aide in artistic rooftop design.




Sedona




Sierra Brown




Granite




Tuscan Red




Sangria




Denim




Safari



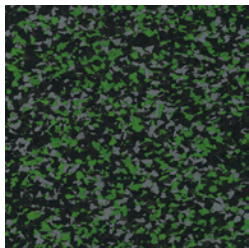
Azure




Emerald Green



Aquamarine




Forest Green




Red Rock




Smoke




Ivory




Lava




Pewter



Pumpkin Spice



Sapphire



Shamrock

Rubber Pavers

Typical Properties and Characteristics

Property	Test Method	Typical Characteristics	
		Plus Series	Premium Series
Dimensions @ 78°F (26°C)	-	24" x 24" ± ¼" (61 cm x 61 cm ± 0.635 cm)	24" x 24" ± ¼" (61 cm x 61 cm ± 0.635 cm)
Weight	-	6 lbs/ft ² (29 kf/m ²)	6 lbs/ft ² (29 kf/m ²)
Freeze Thaw	C67	-	No Deterioration
Abrasion Resistance	C501	205	77
Slip Resistance	E303	44 Wet/51.25 Dry	72.25 Wet/63 Dry
Slip Resistance	D2047	0.533	0.601
Tensile Strength	D412	0.661 Mpa	0.636 Mpa
Elongation at Break	D412	68.50%	35.30%
Tear Strength	D624	1622 lbs/ft (2.2 kNm)	1770 lbs/ft (2.4 kNm)
Flammability	D2859	Pass	Pass
Flammability – Roof Covering	E108	-	Class A

Typical properties and characteristics are based on samples tested and are not guaranteed for all samples of this product. This data and information is intended as a guide and does not reflect the specification range for any particular property of this product.

LEED® Information

	Plus Series	Premium Series
Pre-consumer Recycled Content	0%	0%
Post-consumer Recycled Content	93%	70%
Manufacturing Location	Petrolia, Canada	
Solar Reflectance Index (SRI)	N/A	



A SINGLE SOURCE FOR SINGLE-PLY ROOFING

800.992.7663 • www.versico.com