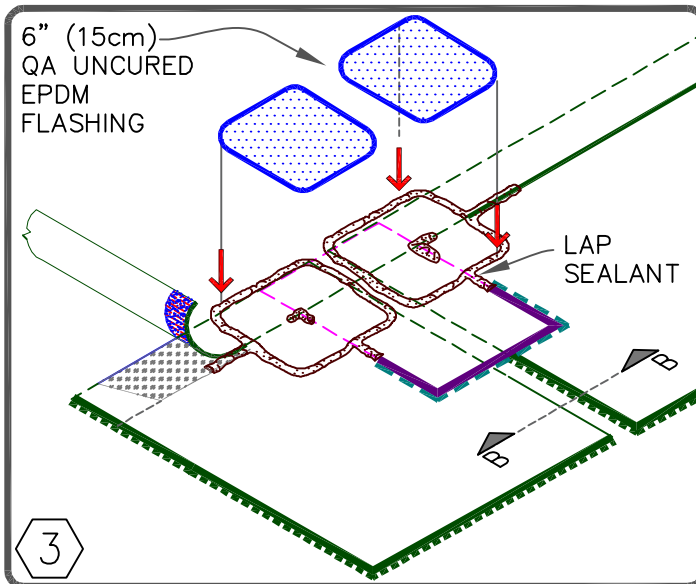
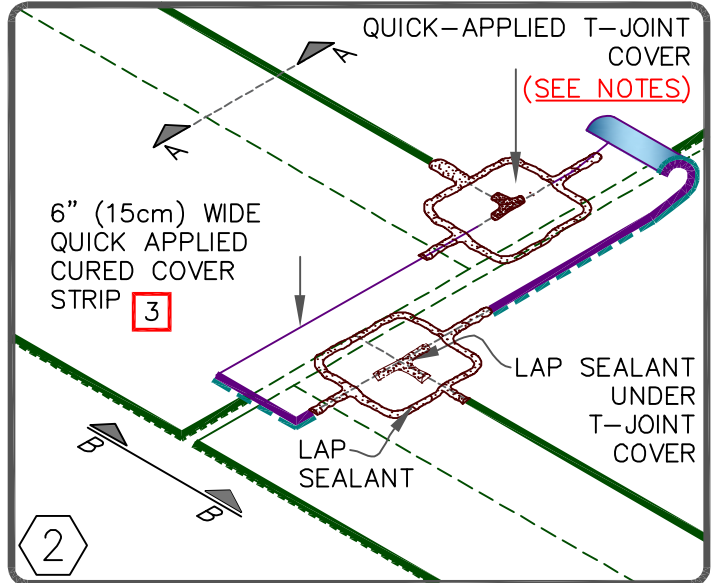
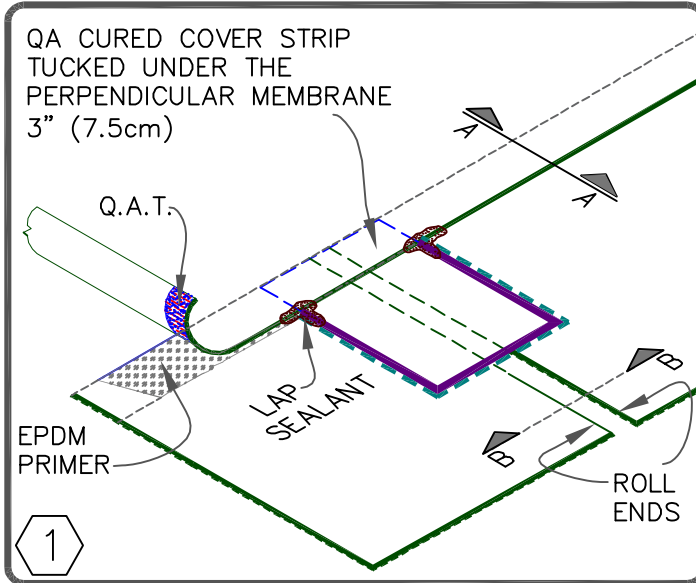
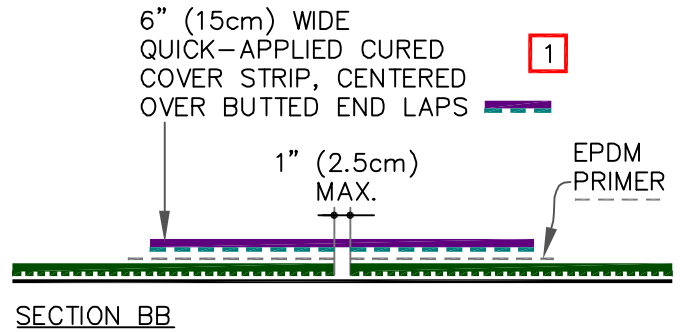
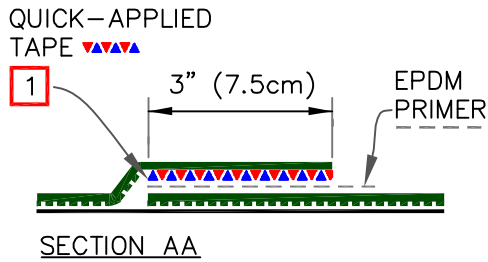


SIDE LAP SPLICE

END LAP SPLICE



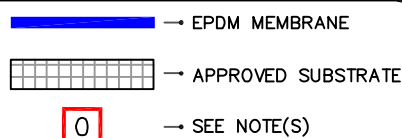
NOTES:

1. APPLY LAP SEALANT ALONG THE EDGE OF THE MEMBRANE SPLICE (UNDER THE 6"x6" T-JOINT COVER) COVERING THE EXPOSED SPLICE TAPE 1/2" (1.5cm) IN EACH DIRECTION FROM THE SPLICE INTERSECTION.
2. APPLY A 6" (15cm) T-JOINT COVER OR QUICK-APPLIED UNCURED EPDM FLASHING AND LAP SEAL THE EDGES.
3. QUICK-APPLIED OVERLAYMENT STRIP CAN BE USED WHEN QA IS OVERLAPPED A MINIMUM 1" (2.5cm) AND ELIMINATES THE NEED FOR T-JOINT COVERS.

MAXIMUM WARRANTY: 20 YEARS



QA EPDM MEMBRANE SPLICES – PROJECTS WITH 10, 15 AND 20 YEAR WARRANTIES



QUICK APPLIED TECHNOLOGY

VGC-2.4