

# X-Tenda Coat™ Acrylic Roof Coating

A roof restoration system from X-Tenda Coat Acrylic high performance roof coating system extends the life cycle of your roof, resulting in a cost-effective alternative to a full replacement.

## Warranty Options

- Choose your desired level of warranty protection to meet your needs: Material or Restoration System.
- Both options can be available when installation is in compliance with the information below.

### Material Warranty

This warranty option provides material coverage at no charge during the applicable warranty term to repair the affected roof area when product manufacturing defects have been determined.

### Restoration System Warranty

This warranty option provides material and labor to repair the affected area when product defects or workmanship installation deficiencies have been determined. Product(s) must be installed by a Versico Certified Contractor.

## Warranty Installation Options

### 10-year Acrylic Roof Coating System

		Granulated Cap Sheet	Smooth Cap Sheet/BUR (non-aggregate)	Single Ply Membrane (TPO/PVC/EPDM)	Metal
P	Primer (If Applicable)	As Required	As Required	X-Tenda Coat TPO Primer (TPO Only)	X-Tenda Coat Metal Primer
BC	X-Tenda Coat Acrylic Base Coat or X-Tenda Coat Bleed Block Base Coat (for Asphaltic Substrates)	13 mils DFT min. 1.5 gal/sq	13 mils DFT min. 1.5 gal/sq	13 mils DFT min. 1.5 gal/sq	13 mils DFT min. 1.5 gal/sq
TC	X-Tenda Coat Acrylic Top Coat	18 mils DFT min. 2 gal/sq	13 mils DFT min. 1.5 gal/sq	13 mils DFT min. 1.5 gal/sq	13 mils DFT min. 1.5 gal/sq
Total (min. thickness)		31 mils DFT min. 3.5 gal/sq	26 mils DFT min 3 gal/sq	26 mils DFT min 3 gal/sq	26 mils DFT min 3 gal/sq

### 15-year Acrylic Roof Coating System

		Granulated Cap Sheet	Smooth Cap Sheet/BUR (non-aggregate)	Single Ply Membrane (TPO/PVC/EPDM)	Metal
P	Primer (If Applicable)	As Required	As Required	X-Tenda Coat TPO Primer (TPO Only)	X-Tenda Coat Metal Primer
BC	X-Tenda Coat Acrylic Base Coat or X-Tenda Coat Bleed Block Base Coat (for Asphaltic Substrates)	18 mils DFT min. 2 gal/sq	13 mils DFT min. 1.5 gal/sq	13 mils DFT min. 1.5 gal/sq	13 mils DFT min. 1.5 gal/sq
TC	X-Tenda Coat Acrylic Top Coat	18 mils DFT min. 2 gal/sq	18 mils DFT min. 2 gal/sq	18 mils DFT min. 2 gal/sq	18 mils DFT min. 2 gal/sq
Total (min. thickness)		36 mils DFT min 4 gal/sq	31 mils DFT min. 3.5 gal/sq	31 mils DFT min. 3.5 gal/sq	31 mils DFT min. 3.5 gal/sq

 Primer  Base Coating  Top Coating



# X-Tenda Coat Acrylic Roof Coating

## Warranty Installation Options






### 20-year Acrylic Roof Coating System

		Granulated Cap Sheet	Smooth Cap Sheet/BUR (non-aggregate)	Single Ply Membrane (TPO/PVC/EPDM)	Metal
P	Primer (If Applicable)	As Required	As Required	X-Tenda Coat TPO Primer (TPO Only)	X-Tenda Coat Metal Primer
BC	X-Tenda Coat Acrylic Base Coat or X-Tenda Coat Bleed Block Base Coat (for Asphaltic Substrates)	22 mils DFT min. 2.5 gal/sq	18 mils DFT min. 2 gal/sq	18 mils DFT min. 2 gal/sq	18 mils DFT min. 2 gal/sq
TC	X-Tenda Coat Acrylic Top Coat	22 mils DFT min. 2.5 gal/sq	22 mils DFT min. 2.5 gal/sq	22 mils DFT min. 2.5 gal/sq	22 mils DFT min. 2.5 gal/sq
Total (min. thickness)		44 mils DFT min. 5 gal/sq	40 mils DFT min. 4.5 gal/sq	40 mils DFT min. 4.5 gal/sq	40 mils DFT min. 4.5 gal/sq

 Primer  Base Coating  Top Coating

NOTES:  
\* Please use recommended primers to improve adhesion in the event peel adhesion test results are below the 2.0 pli minimum or to prevent potential staining or corrosion on certain substrates.  
\*\* Most likely will require 3 coats  
DFT = Dry Film Thickness (minimum requirement).  
Product coverage rates represent minimum application requirement. Coverage rates are theoretical and do not take into account material loss due to spraying, surface texture, waste, etc.  
For previously coated roof membranes, the product coverage rates indicated in the charts above are applicable.

### Restoration System Process

- **Step 1:** Complete the Job Application form for a Restoration System Warranty and submit to Coating@Versico.com.
- **Step 2:** Upon verification that the project meets warranty requirements, the applicant will be notified of application approval.
- **Step 3:** Complete the project following the appropriate X-Tenda Coat XTRA Specification and submit a Job Completion form along with material invoices to Coating@Versico.com.
- **Step 4:** Final inspection is completed by an authorized Versico Field Service Representative for Restoration System Warranties.
- **Step 5:** Warranty issued upon completion of warranty application, project and final inspection.



A SINGLE SOURCE FOR SINGLE-PLY ROOFING  
800.992.7663 • [www.versico.com](http://www.versico.com)