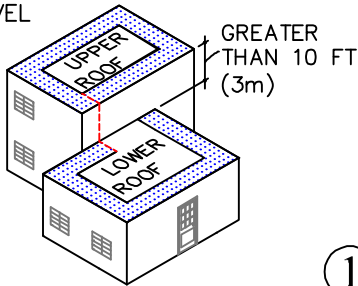


GUIDELINES FOR ROOF PERIMETER ZONES FOR MECHANICALLY ATTACHED ROOF SYSTEM

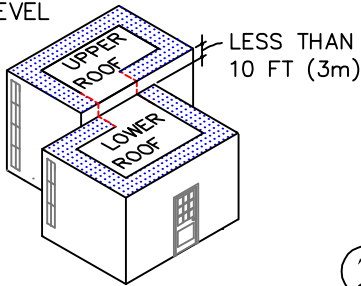
PERIMETER ZONES

SPLIT LEVEL ROOFS



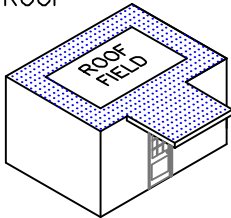
①

SPLIT LEVEL ROOFS



②

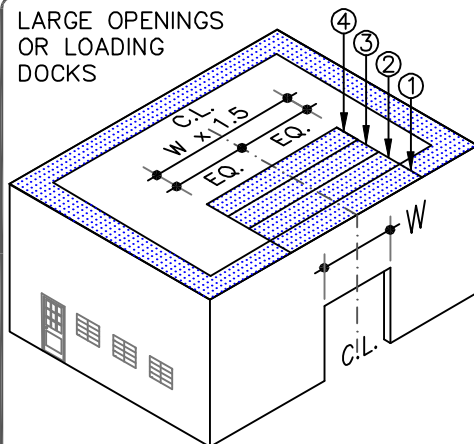
CANOPY ROOF



INSTALL PERIMETER SHEETS OVER THE ENTIRE OVERHANG AREA, EXTENDING ONTO THE MAIN ROOF DECK WHEN AT THE SAME LEVEL AS SHOWN.

③

LARGE OPENINGS OR LOADING DOCKS



4 PERIMETER SHEETS CENTERED OVER LARGE OPENINGS

④

8' (2.5m) OR 10' (3m) WIDE FIELD SHEET

9" (23cm) RTS STRIP

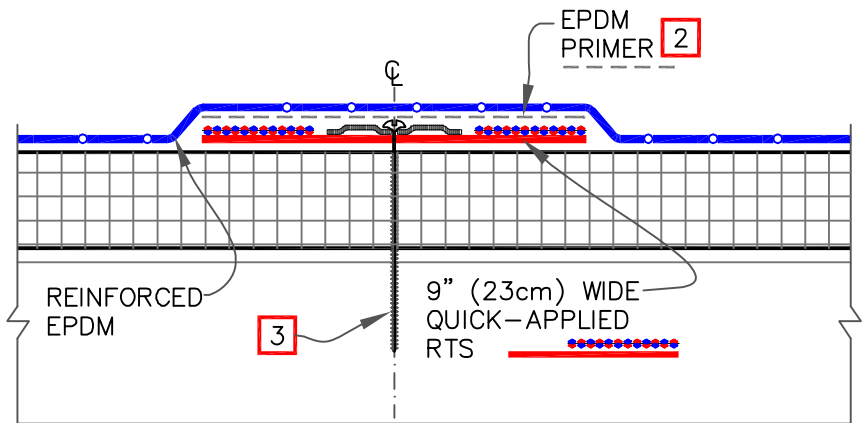
④

DETAIL A BELOW

DETAIL VGMA-2.1

DETAIL VGMA-2.3

5'-0" (1.5m) OR 6'-6" (2m) PERIMETER SHEET



NOTES:

DETAIL A

1. REFER TO VERSICO SPECIFICATIONS FOR REQUIRED NUMBER OF PERIMETER SHEETS, SHEET WIDTH AND MEMBRANE FASTENING DENSITY.
2. EPDM PRIMER MUST BE APPLIED TO THE BACK SIDE OF MEMBRANE SURFACE PRIOR TO ADHERING MEMBRANE TO QUICK-APPLIED RTS.
3. HPV FASTENERS AND POLYMER SEAM PLATES ARE REQUIRED OVER STEEL DECKS.
4. RTS "FINGER" MUST EXTEND THE WIDTH OF THE REQUIRED PERIMETER.

MAXIMUM WARRANTY: 30 YEARS

RTS (REINFORCED TERMINATION STRIP)



MECHANICALLY ATTACHED EPDM SECUREMENT - OPTION 3 (RTS)

- EPDM MEMBRANE
- APPROVED SUBSTRATE
- SEE NOTE(S)

VersiGard MECHANICALLY ATTACHED (EPDM)

VGMA-2.0C