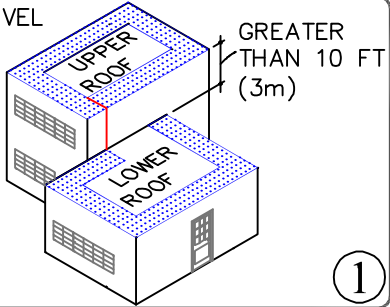


# GUIDELINES FOR ROOF PERIMETER ZONES FOR MECHANICALLY ATTACHED ROOF SYSTEM

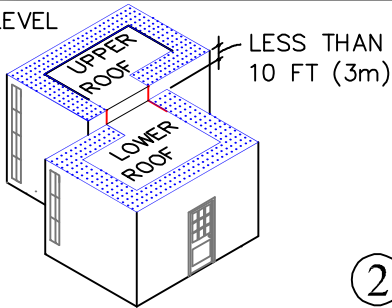
 PERIMETER ZONES

SAME LEVEL ROOF



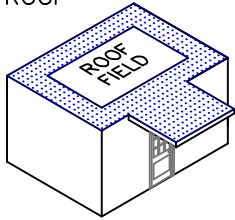
①

SPLIT LEVEL ROOFS



②

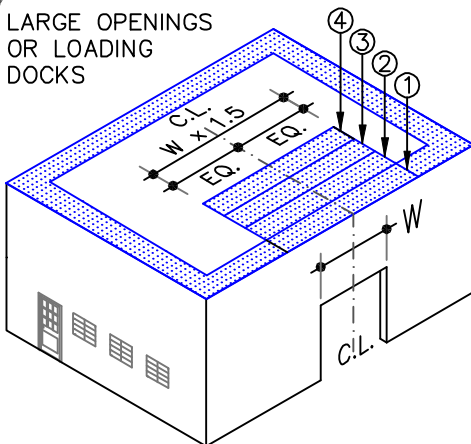
CANOPY ROOF



INSTALL PERIMETER SHEETS OVER THE ENTIRE OVERHANG (PROJECTION ROOF) AREA, EXTENDING ONTO THE MAIN ROOF DECK WHEN AT THE SAME LEVEL AS SHOWN.

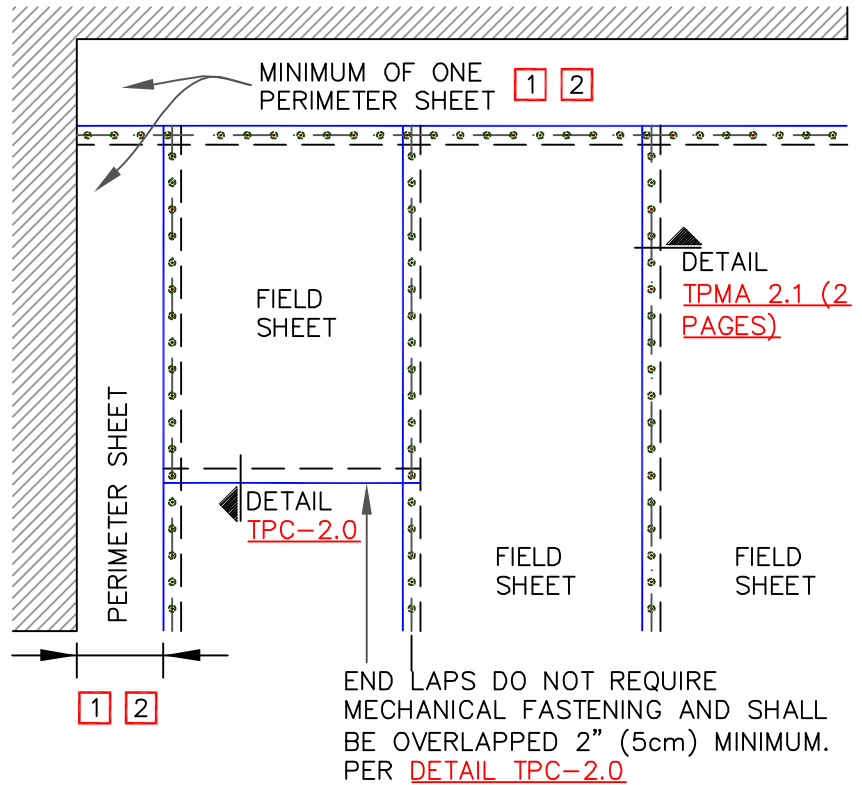
③

LARGE OPENINGS OR LOADING DOCKS



4 PERIMETER SHEETS CENTERED OVER LARGE OPENINGS

④



## NOTES:

### 1. PERIMETER SHEETS:




- 1.1. WHEN USING 10' (3m) OR 12' (3.7m) WIDE FIELD SHEETS, 6' (1.8m) WIDE PERIMETER SHEETS ARE USED.
- 1.2. WHEN USING 8' (2.4m) WIDE FIELD SHEETS, 4' (1.2m) WIDE PERIMETER SHEETS ARE USED.

### 2. REFER TO VERSICO SPECIFICATIONS FOR REQUIRED NUMBER OF PERIMETER SHEETS, SHEET WIDTH AND MEMBRANE FASTENING SPACING.



## MEMBRANE SECUREMENT

MAXIMUM WARRANTY: 30 YEARS

 TPO MEMBRANE  
 APPROVED SUBSTRATE  
 SEE NOTE  
 PS (PRESSURE SENSITIVE)

TPMA (Thermoplastic Mechanically Attached Membrane)

TPMA-2.0A